

Statement showing Shareholding Pattern


Name of the Company: **Wadala Commodities Limited**
 Scrip Code, Name of the scrip, class of security: **519035, Wadala Commodities Limited, Equity**
 As on: **31st December 2013**

| Partly paid-up shares | Number of partly paid-up shares | As a Percentage of total number of partly paid-up shares | As a Percentage of total number of shares of the company |
|---|---|--|---|
| Held by promoter / promoter group | 0 | 0.00% | 0.00% |
| Held by public | 0 | 0.00% | 0.00% |
| Total | 0 | 0.00% | 0.00% |
| Outstanding convertible securities | Number of outstanding securities | As a Percentage of total number of outstanding convertible securities | As a Percentage of total number of shares of the company, assuming full conversion of the convertible securities |
| Held by promoter / promoter group | 0 | 0.00% | 0.00% |
| Held by public | 0 | 0.00% | 0.00% |
| Total | 0 | 0.00% | 0.00% |
| Warrants | Number of Warrants | As a Percentage of total number of warrants | As a Percentage of total number of shares of the company, assuming full conversion of warrants |
| Held by promoter / promoter group | 0 | 0.00% | 0.00% |
| Held by public | 0 | 0.00% | 0.00% |
| Total | 0 | 0.00% | 0.00% |
| Total paid-up capital of the company, assuming full conversion of warrants and convertible securities | 21626238 | | |

| Category code | Category of shareholder | Number of shareholders | Total number of shares | Number of shares held in dematerialized form | Total shareholding as a percentage of total number of shares | | Shares pledged or otherwise encumbered | |
|----------------------|--|-------------------------------|-------------------------------|---|---|-----------------------------------|---|------------------------|
| | | | | | As a percentage of (A+B)¹ | As a percentage of (A+B+C) | Number of Shares | As a Percentage |
| (A) | Shareholding of Promoter and Promoter Group² | | | | | | | |
| (1) | Indian | | | | | | | |
| (a) | Individuals/ Hindu Undivided Family | 0 | 0 | 0 | 0.00% | 0.00% | 0 | 0.00% |
| (b) | Central Government/ State Government(s) | 0 | 0 | 0 | 0.00% | 0.00% | 0 | 0.00% |
| (c) | Bodies Corporate | 1 | 11046635 | 11046635 | 51.08% | 51.08% | 0 | 0.00% |
| (d) | Financial Institutions/ Banks | 0 | 0 | 0 | 0.00% | 0.00% | 0 | 0.00% |
| (e) | Any Other (specify) | 0 | 0 | 0 | 0.00% | 0.00% | 0 | 0.00% |
| | Sub-Total (A)(1) | 1 | 11046635 | 11046635 | 51.08% | 51.08% | 0 | 0.00% |




| Category code | Category of shareholder | Number of shareholders | Total number of shares | Number of shares held in dematerialized form | Total shareholding as a percentage of total number of shares | | Shares pledged or otherwise encumbered | |
|---------------|---|------------------------|------------------------|--|--|----------------------------|--|-----------------|
| | | | | | As a percentage of (A+B) ¹ | As a percentage of (A+B+C) | Number of Shares | As a Percentage |
| (2) | Foreign | | | | | | | |
| (a) | Individuals (Non-Resident Individuals/ Foreign Individuals) | 0 | 0 | 0 | 0.00% | 0.00% | 0 | 0.00% |
| (b) | Bodies Corporate | 0 | 0 | 0 | 0.00% | 0.00% | 0 | 0.00% |
| (c) | Institutions | 0 | 0 | 0 | 0.00% | 0.00% | 0 | 0.00% |
| (d) | Qualified Foreign Investor | 0 | 0 | 0 | 0.00% | 0.00% | 0 | 0.00% |
| (e) | Any Other (specify) | 0 | 0 | 0 | 0.00% | 0.00% | 0 | 0.00% |
| | Sub-Total (A)(2) | 0 | 0 | 0 | 0.00% | 0.00% | 0 | 0.00% |
| | Total Shareholding of Promoter and Promoter Group (A) = (A)(1)+(A)(2) | 1 | 11046635 | 11046635 | 51.08% | 51.08% | 0 | 0.00% |
| (B) | Public shareholding³ | | | | | | | |
| (1) | Institutions | | | | | | | |
| (a) | Mutual Funds / UTI | 0 | 0 | 0 | 0.00% | 0.00% | 0 | 0.00% |
| (b) | Financial Institutions/ Banks | 0 | 0 | 0 | 0.00% | 0.00% | 0 | 0.00% |
| (c) | Central Government/ State Government(s) | 0 | 0 | 0 | 0.00% | 0.00% | 0 | 0.00% |
| (d) | Venture Capital Funds | 0 | 0 | 0 | 0.00% | 0.00% | 0 | 0.00% |
| (e) | Insurance Companies | 0 | 0 | 0 | 0.00% | 0.00% | 0 | 0.00% |
| (f) | Foreign Institutional Investors | 0 | 0 | 0 | 0.00% | 0.00% | 0 | 0.00% |
| (g) | Foreign Venture Capital Investors | 0 | 0 | 0 | 0.00% | 0.00% | 0 | 0.00% |
| (h) | Qualified Foreign Investor | 0 | 0 | 0 | 0.00% | 0.00% | 0 | 0.00% |
| (i) | Any Other (specify) | 0 | 0 | 0 | 0.00% | 0.00% | 0 | 0.00% |
| | Sub-Total (B)(1) | 0 | 0 | 0 | 0.00% | 0.00% | 0 | 0.00% |
| (2) | Non-institutions | | | | | | | |
| (a) | Bodies Corporate | 121 | 616889 | 616589 | 2.85% | 2.85% | 0 | 0.00% |
| (b) | Individuals - | | | | | | | |
| | i. Individual shareholders holding nominal share capital up to Rs. 1 lakh. | 8326 | 7961207 | 7784140 | 36.81% | 36.81% | 0 | 0.00% |
| | ii. Individual shareholders holding nominal share capital in excess of Rs. 1 lakh. | 7 | 1673550 | 1673550 | 7.74% | 7.74% | 0 | 0.00% |
| (c) | Qualified Foreign Investor | 0 | 0 | 0 | 0.00% | 0.00% | 0 | 0.00% |
| (d) | Any Other (NRI) | 49 | 327957 | 327957 | 1.52% | 1.52% | 0 | 0.00% |
| | Sub-Total (B)(2) | 8503 | 10579603 | 10402236 | 48.92% | 48.92% | 0 | 0.00% |
| | Total Public Shareholding (B) = (B)(1)+(B)(2) | 8503 | 10579603 | 10402236 | 48.92% | 48.92% | 0 | 0.00% |
| | TOTAL (A)+(B) | 8504 | 21626238 | 21448871 | 100.00% | 100.00% | 0 | 0.00% |
| (C) | Shares held by Custodians and against which Depository Receipts have been issued | 0 | 0 | 0 | 0.00% | 0.00% | 0 | 0.00% |
| | GRAND TOTAL (A)+(B)+(C) | 8504 | 21626238 | 21448871 | 100.00% | 100.00% | 0 | 0.00% |



(l)(b)


Statement showing Shareholding of persons belonging to the category "Promoter and Promoter Group"

| Sr. No. | Name of the shareholder | Details of Shares Held | | Encumbered Shares | | | Details of Warrants | | Details of Convertible | | Total Shares (including underlying shares assuming full conversion of warrants and convertible securities) as a % of diluted share |
|---------|--|------------------------|--|--|-----------------|--|-------------------------|---|---------------------------------------|---|--|
| | | Number of shares | Shares as a percentage of total number of shares (i.e., Grand Total (A)+(B)+(C) indicated in Statement at para (l)(a) above) | Number of shares pledged or otherwise encumbered | As a Percentage | Shares as a percentage of total number of shares (i.e., Grand Total (A)+(B)+(C) Indicated in Statement at para (l)(a) above) | Number of Warrants Held | As a % total number of warrants of the same class | Number of Convertible Securities Held | As a % total number of convertible securities of the same class | |
| 1 | Godrej & Boyce Mfg. Co. Ltd. | 11046635 | 51.08% | 0 | 0.00% | 0.00% | 0 | 0.00% | 0 | 0.00% | 51.08% |
| 2 | Burjis Nadir Godrej | 0 | 0.00% | 0 | 0.00% | 0.00% | 0 | 0.00% | 0 | 0.00% | 0.00% |
| 3 | Freyan Vijay Crishna | 0 | 0.00% | 0 | 0.00% | 0.00% | 0 | 0.00% | 0 | 0.00% | 0.00% |
| 4 | Nadir Burjorji Godrej | 0 | 0.00% | 0 | 0.00% | 0.00% | 0 | 0.00% | 0 | 0.00% | 0.00% |
| 5 | Navroze Jamshyd Godrej | 0 | 0.00% | 0 | 0.00% | 0.00% | 0 | 0.00% | 0 | 0.00% | 0.00% |
| 6 | Nisaba Adi Godrej | 0 | 0.00% | 0 | 0.00% | 0.00% | 0 | 0.00% | 0 | 0.00% | 0.00% |
| 7 | Nyrika Vijay Crishna | 0 | 0.00% | 0 | 0.00% | 0.00% | 0 | 0.00% | 0 | 0.00% | 0.00% |
| 8 | Pirojsha Adi Godrej | 0 | 0.00% | 0 | 0.00% | 0.00% | 0 | 0.00% | 0 | 0.00% | 0.00% |
| 9 | Raika Jamshyd Godrej | 0 | 0.00% | 0 | 0.00% | 0.00% | 0 | 0.00% | 0 | 0.00% | 0.00% |
| 10 | Rati Nadir Godrej | 0 | 0.00% | 0 | 0.00% | 0.00% | 0 | 0.00% | 0 | 0.00% | 0.00% |
| 11 | Rishad Kaikhushru Naorji | 0 | 0.00% | 0 | 0.00% | 0.00% | 0 | 0.00% | 0 | 0.00% | 0.00% |
| 12 | Sohrab Nadir Godrej | 0 | 0.00% | 0 | 0.00% | 0.00% | 0 | 0.00% | 0 | 0.00% | 0.00% |
| 13 | Tanya Arvind Dubash | 0 | 0.00% | 0 | 0.00% | 0.00% | 0 | 0.00% | 0 | 0.00% | 0.00% |
| 14 | Godrej Investments Pvt. Ltd. | 0 | 0.00% | 0 | 0.00% | 0.00% | 0 | 0.00% | 0 | 0.00% | 0.00% |
| 15 | Godrej Efacec Automation & Robotics Ltd. | 0 | 0.00% | 0 | 0.00% | 0.00% | 0 | 0.00% | 0 | 0.00% | 0.00% |
| 16 | Godrej (Malaysia) Sdn. Bhd. | 0 | 0.00% | 0 | 0.00% | 0.00% | 0 | 0.00% | 0 | 0.00% | 0.00% |
| 17 | Godrej (Singapore) Pte. Ltd. | 0 | 0.00% | 0 | 0.00% | 0.00% | 0 | 0.00% | 0 | 0.00% | 0.00% |
| 18 | Mercury Mfg. Co. Ltd. | 0 | 0.00% | 0 | 0.00% | 0.00% | 0 | 0.00% | 0 | 0.00% | 0.00% |
| 19 | Veromatic International BV | 0 | 0.00% | 0 | 0.00% | 0.00% | 0 | 0.00% | 0 | 0.00% | 0.00% |
| 20 | Sheetak Inc. | 0 | 0.00% | 0 | 0.00% | 0.00% | 0 | 0.00% | 0 | 0.00% | 0.00% |
| 21 | G&B Enterprises (Mauritius) Pvt. Ltd. | 0 | 0.00% | 0 | 0.00% | 0.00% | 0 | 0.00% | 0 | 0.00% | 0.00% |
| 22 | Veromatic Services B.V. | 0 | 0.00% | 0 | 0.00% | 0.00% | 0 | 0.00% | 0 | 0.00% | 0.00% |
| 23 | Water Wonder Benelux BV | 0 | 0.00% | 0 | 0.00% | 0.00% | 0 | 0.00% | 0 | 0.00% | 0.00% |
| 24 | J T Dragon Pte Ltd. | 0 | 0.00% | 0 | 0.00% | 0.00% | 0 | 0.00% | 0 | 0.00% | 0.00% |
| 25 | Godrej (Vietnam) Co. Ltd. | 0 | 0.00% | 0 | 0.00% | 0.00% | 0 | 0.00% | 0 | 0.00% | 0.00% |
| 26 | Cartini India Ltd. | 0 | 0.00% | 0 | 0.00% | 0.00% | 0 | 0.00% | 0 | 0.00% | 0.00% |
| 27 | Godrej Holdings Pvt. Ltd. | 0 | 0.00% | 0 | 0.00% | 0.00% | 0 | 0.00% | 0 | 0.00% | 0.00% |
| 28 | Busbar Systems (India) Limited | 0 | 0.00% | 0 | 0.00% | 0.00% | 0 | 0.00% | 0 | 0.00% | 0.00% |
| 29 | Godrej & Boyce Enterprise LLP | 0 | 0.00% | 0 | 0.00% | 0.00% | 0 | 0.00% | 0 | 0.00% | 0.00% |
| 30 | ABG Venture LLP | 0 | 0.00% | 0 | 0.00% | 0.00% | 0 | 0.00% | 0 | 0.00% | 0.00% |
| 31 | JNG Enterprise LLP | 0 | 0.00% | 0 | 0.00% | 0.00% | 0 | 0.00% | 0 | 0.00% | 0.00% |
| 32 | SVC Enterprise LLP | 0 | 0.00% | 0 | 0.00% | 0.00% | 0 | 0.00% | 0 | 0.00% | 0.00% |
| 33 | RKN Enterprise LLP | 0 | 0.00% | 0 | 0.00% | 0.00% | 0 | 0.00% | 0 | 0.00% | 0.00% |
| 34 | NBG Enterprise LLP | 0 | 0.00% | 0 | 0.00% | 0.00% | 0 | 0.00% | 0 | 0.00% | 0.00% |
| 35 | Mr. Adi B. Godrej | 0 | 0.00% | 0 | 0.00% | 0.00% | 0 | 0.00% | 0 | 0.00% | 0.00% |
| 36 | Ms. Parmeshwar A. Godrej | 0 | 0.00% | 0 | 0.00% | 0.00% | 0 | 0.00% | 0 | 0.00% | 0.00% |
| 37 | Master Hormuzd N. Godrej | 0 | 0.00% | 0 | 0.00% | 0.00% | 0 | 0.00% | 0 | 0.00% | 0.00% |
| 38 | Mr. Jamshyd N. Godrej | 0 | 0.00% | 0 | 0.00% | 0.00% | 0 | 0.00% | 0 | 0.00% | 0.00% |
| 39 | Ms. Pheroza J. Godrej | 0 | 0.00% | 0 | 0.00% | 0.00% | 0 | 0.00% | 0 | 0.00% | 0.00% |
| 40 | Ms. Smita V. Crishna | 0 | 0.00% | 0 | 0.00% | 0.00% | 0 | 0.00% | 0 | 0.00% | 0.00% |
| 41 | Mr. Vijay M. Crishna | 0 | 0.00% | 0 | 0.00% | 0.00% | 0 | 0.00% | 0 | 0.00% | 0.00% |
| 42 | Godrej Infotech Ltd. | 0 | 0.00% | 0 | 0.00% | 0.00% | 0 | 0.00% | 0 | 0.00% | 0.00% |
| 43 | Geometric Ltd. | 0 | 0.00% | 0 | 0.00% | 0.00% | 0 | 0.00% | 0 | 0.00% | 0.00% |
| 44 | Godrej International Ltd. | 0 | 0.00% | 0 | 0.00% | 0.00% | 0 | 0.00% | 0 | 0.00% | 0.00% |
| 45 | Ensemble Holdings & Finance Ltd. | 0 | 0.00% | 0 | 0.00% | 0.00% | 0 | 0.00% | 0 | 0.00% | 0.00% |
| 46 | Godrej International Trading & Investments Pte Ltd | 0 | 0.00% | 0 | 0.00% | 0.00% | 0 | 0.00% | 0 | 0.00% | 0.00% |
| 47 | Natures Basket Ltd. | 0 | 0.00% | 0 | 0.00% | 0.00% | 0 | 0.00% | 0 | 0.00% | 0.00% |
| 48 | Vora Soaps Ltd. | 0 | 0.00% | 0 | 0.00% | 0.00% | 0 | 0.00% | 0 | 0.00% | 0.00% |
| 49 | Godrej Industries Ltd. | 0 | 0.00% | 0 | 0.00% | 0.00% | 0 | 0.00% | 0 | 0.00% | 0.00% |
| 50 | Anamudi Real Estates Ltd. | 0 | 0.00% | 0 | 0.00% | 0.00% | 0 | 0.00% | 0 | 0.00% | 0.00% |
| 51 | Godrej International Trading & Investments Pte. Ltd. | 0 | 0.00% | 0 | 0.00% | 0.00% | 0 | 0.00% | 0 | 0.00% | 0.00% |
| 52 | Godrej Properties Ltd. | 0 | 0.00% | 0 | 0.00% | 0.00% | 0 | 0.00% | 0 | 0.00% | 0.00% |
| 53 | Godrej Reality Pvt. Ltd. | 0 | 0.00% | 0 | 0.00% | 0.00% | 0 | 0.00% | 0 | 0.00% | 0.00% |
| 54 | Godrej Real Estate Pvt. Ltd. | 0 | 0.00% | 0 | 0.00% | 0.00% | 0 | 0.00% | 0 | 0.00% | 0.00% |



| | | | | | | | | | | | |
|----|---|-----------------|---------------|----------|--------------|--------------|----------|--------------|----------|--------------|---------------|
| 55 | Godrej Developers Pvt. Ltd. | 0 | 0.00% | 0 | 0.00% | 0.00% | 0 | 0.00% | 0 | 0.00% | 0.00% |
| 56 | Godrej Sea View Properties Pvt. Ltd. | 0 | 0.00% | 0 | 0.00% | 0.00% | 0 | 0.00% | 0 | 0.00% | 0.00% |
| 57 | Godrej Estate Developers Pvt. Ltd. | 0 | 0.00% | 0 | 0.00% | 0.00% | 0 | 0.00% | 0 | 0.00% | 0.00% |
| 58 | Happy Highrises Ltd. | 0 | 0.00% | 0 | 0.00% | 0.00% | 0 | 0.00% | 0 | 0.00% | 0.00% |
| 59 | Godrej Buildwell Pvt. Ltd. | 0 | 0.00% | 0 | 0.00% | 0.00% | 0 | 0.00% | 0 | 0.00% | 0.00% |
| 60 | Godrej Buildcon Pvt. Ltd. | 0 | 0.00% | 0 | 0.00% | 0.00% | 0 | 0.00% | 0 | 0.00% | 0.00% |
| 61 | Godrej Projects Development Pvt. Ltd. | 0 | 0.00% | 0 | 0.00% | 0.00% | 0 | 0.00% | 0 | 0.00% | 0.00% |
| 62 | Godrej Premium Builders Pvt. Ltd. | 0 | 0.00% | 0 | 0.00% | 0.00% | 0 | 0.00% | 0 | 0.00% | 0.00% |
| 63 | Godrej Garden City Properties Pvt. Ltd. | 0 | 0.00% | 0 | 0.00% | 0.00% | 0 | 0.00% | 0 | 0.00% | 0.00% |
| 64 | Godrej Nandi Hills Project Pvt. Ltd. | 0 | 0.00% | 0 | 0.00% | 0.00% | 0 | 0.00% | 0 | 0.00% | 0.00% |
| 65 | Godrej Landmark Redevelopers Pvt. Ltd. | 0 | 0.00% | 0 | 0.00% | 0.00% | 0 | 0.00% | 0 | 0.00% | 0.00% |
| 66 | Godrej Redevelopers (Mumbai) Pvt. Ltd. | 0 | 0.00% | 0 | 0.00% | 0.00% | 0 | 0.00% | 0 | 0.00% | 0.00% |
| 67 | Godrej Agrovet Limited | 0 | 0.00% | 0 | 0.00% | 0.00% | 0 | 0.00% | 0 | 0.00% | 0.00% |
| 68 | Golden Feed Products Ltd. | 0 | 0.00% | 0 | 0.00% | 0.00% | 0 | 0.00% | 0 | 0.00% | 0.00% |
| 69 | Godrej Tyson Foods Ltd. | 0 | 0.00% | 0 | 0.00% | 0.00% | 0 | 0.00% | 0 | 0.00% | 0.00% |
| 70 | Aadhaar Retailing Limited | 0 | 0.00% | 0 | 0.00% | 0.00% | 0 | 0.00% | 0 | 0.00% | 0.00% |
| 71 | Polchem Hygiene Laboratories Pvt. Ltd. | 0 | 0.00% | 0 | 0.00% | 0.00% | 0 | 0.00% | 0 | 0.00% | 0.00% |
| 72 | Creamline Dairy Products Ltd. | 0 | 0.00% | 0 | 0.00% | 0.00% | 0 | 0.00% | 0 | 0.00% | 0.00% |
| 73 | ACI Godrej Agrovet Private. Ltd. | 0 | 0.00% | 0 | 0.00% | 0.00% | 0 | 0.00% | 0 | 0.00% | 0.00% |
| 74 | Godrej Seeds & Genetics Ltd. | 0 | 0.00% | 0 | 0.00% | 0.00% | 0 | 0.00% | 0 | 0.00% | 0.00% |
| 75 | SEALAC Agro Ventures Ltd. | 0 | 0.00% | 0 | 0.00% | 0.00% | 0 | 0.00% | 0 | 0.00% | 0.00% |
| 76 | Godrej Consumer Products Ltd. | 0 | 0.00% | 0 | 0.00% | 0.00% | 0 | 0.00% | 0 | 0.00% | 0.00% |
| 77 | Tahir Properties Ltd. | 0 | 0.00% | 0 | 0.00% | 0.00% | 0 | 0.00% | 0 | 0.00% | 0.00% |
| | Total | 11046635 | 51.08% | 0 | 0.00% | 0.00% | 0 | 0.00% | 0 | 0.00% | 51.08% |

(*) The term "encumbrance" has the same meaning as assigned to it in regulation 28(3) of the SAST Regulations, 2011




(I)(c)(i) Statement showing holding of securities (including shares, warrants, convertible securities) of persons belonging to the category "Public" and holding more than 1% of the total number of shares

| Sr. No. | Name of the shareholder | Number of shares | Shares as a percentage of total number of shares (i.e., Grand Total (A)+(B)+(C) indicated in Statement at para (I)(a) above) | Details of Warrants | | Details of Convertible Securities | | Total Shares (including shares assuming full conversion of warrants and convertible securities) as a % of diluted share capital |
|--------------|-------------------------|------------------|--|-------------------------|---|---------------------------------------|---|---|
| | | | | Number of Warrants Held | As a % total number of warrants of the same class | Number of Convertible Securities Held | As a % total number of convertible securities of the same class | |
| 1 | HITESH RAMJI JHAVERI | 670000 | 3.10% | 0 | 0.00% | 0 | 0.00% | 3.10% |
| 2 | Nil | Nil | 0.00% | 0 | 0.00% | 0 | 0.00% | 0.00% |
| 3 | Nil | Nil | 0.00% | 0 | 0.00% | 0 | 0.00% | 0.00% |
| TOTAL | | 670000 | 3.10% | 0 | 0.00% | 0 | 0.00% | 3.10% |

(I)(c)(ii) Statement showing holding of securities (including shares, warrants, convertible securities) of persons (together with PAC) belonging to the category "Public" and holding more than 5% of the total number of shares of the Company.

| Sr. No. | Name of the shareholder | Number of shares | Shares as a percentage of total number of shares (i.e., Grand Total (A)+(B)+(C) indicated in Statement at para (I)(a) above) | Details of Warrants | | Details of Convertible Securities | | Total Shares (including shares assuming full conversion of warrants and convertible securities) as a % of diluted share capital |
|--------------|-------------------------|------------------|--|-------------------------|---|---------------------------------------|---|---|
| | | | | Number of Warrants Held | As a % total number of warrants of the same class | Number of Convertible Securities Held | As a % total number of convertible securities of the same class | |
| 1 | Nil | 0 | 0.00% | 0 | 0.00% | 0 | 0.00% | 0 |
| 2 | Nil | 0 | 0.00% | 0 | 0.00% | 0 | 0.00% | 0 |
| TOTAL | | 0 | 0.00% | 0 | 0.00% | 0 | 0.00% | 0 |



(I)(d)

Statement showing details of locked-in shares

Sheet 5

| Sr. No. | Name of the shareholder | Category of Shareholders (Promoter / Public) | Number of locked-in shares | Locked-in shares as a percentage of total number of shares {i.e., Grand Total (A)+(B)+(C) indicated in Statement at para (I)(a) above} |
|--------------|-------------------------|--|----------------------------|--|
| 1 | Nil | Nil | 0 | 0.00% |
| 2 | Nil | Nil | 0 | 0.00% |
| 3 | Nil | Nil | 0 | 0.00% |
| TOTAL | | Nil | 0 | 0.00% |

(II)(a)

Statement showing details of Depository Receipts (DRs)

| Sr. No. | Type of outstanding DR (ADRs, GDRs, SDRs, etc.) | Number of outstanding DRs | Number of shares underlying outstanding DRs | Shares underlying outstanding DRs as a percentage of total number of shares {i.e., Grand Total (A)+(B)+(C) indicated in Statement at para (I)(a) above} |
|--------------|---|---------------------------|---|---|
| 1 | Nil | Nil | Nil | Nil |
| 2 | Nil | Nil | Nil | Nil |
| TOTAL | | Nil | Nil | Nil |

(II)(b)

Statement showing Holding of Depository Receipts (DRs), where underlying shares held by promoter / promoter group are in excess of 1% of the total number of shares

| Sr. No. | Name of the DR Holder | Type of outstanding DR (ADRs, GDRs, SDRs, etc.) | Number of shares underlying outstanding DRs | Shares underlying outstanding DRs as a percentage of total number of shares {i.e., Grand Total (A)+(B)+(C) indicated in Statement at para (I)(a) above} |
|--------------|-----------------------|---|---|---|
| 1 | Nil | Nil | Nil | Nil |
| 2 | Nil | Nil | Nil | Nil |
| TOTAL | | | Nil | Nil |

3-Jan-14
Mumbai

For Wadala Commodities Limited

Pravin Patil
Company Secretary