

WADALA COMMODITIES LIMITED

CIN: L15142MP1984PLC002382

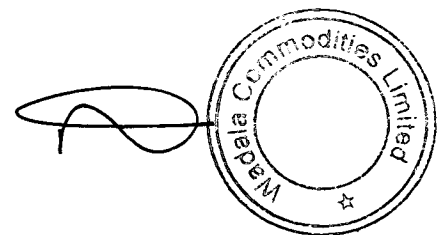
Regd. Office : 107 Gold Arcade, 3/1 New Palacia, Opp. Curewell Hospital,
Indore - 452 001, Madhya Pradesh

Phone No.:(0731)2535841 ; Website : www.wadalacommodities.co.in

STATEMENT OF STANDALONE UNAUDITED RESULTS FOR THE QUARTER AND HALF YEAR ENDED 30TH SEPTEMBER 2014

PART I							
Sr. No.	PARTICULARS	(₹ In Lacs)					
		Quarter Ended 30th Sep, 2014 (Unaudited)	Quarter Ended 30th June, 2014 (Unaudited)	Quarter Ended 30th Sep, 2013 (Unaudited)	Half year Ended 30th Sep, 2014 (Unaudited)	Half year Ended 30th Sep, 2013 (Unaudited)	Year Ended 31st March 2014 (Audited)
1	Income from operations	-	-	6.00	-	93.48	293.09
2	Expenses						
	a) Purchase of stock in trade	-	-	0.02	-	80.55	278.93
	b) Employee benefits expense	0.68	0.68	0.57	1.36	1.14	2.29
	c) Advertisement Expenses	3.02	0.60	0.38	3.62	0.73	1.56
	d) Establishment Expenses	0.57	0.56	0.55	1.13	0.77	1.95
	e) Legal & Professional Expenses	3.98	2.35	0.83	6.33	1.96	10.53
	f) Printing & Stationery	0.69	1.54	0.12	2.23	0.78	0.90
	g) Postage & Courier Expense	0.31	3.62	0.33	3.93	1.05	1.06
	h) Other Expenditure	1.33	0.75	0.28	2.08	0.54	2.97
	Total Expenses	10.58	10.10	3.08	20.68	87.52	300.19
3	Profit/(Loss) from Operations before other Income, Finance cost and Exceptional Items (1-2)	(10.58)	(10.10)	2.92	(20.68)	5.96	(7.10)
4	Other Income	-	0.64	2.24	0.64	4.32	15.86
5	Profit/(Loss) from ordinary activities before finance costs and exceptional items (3+4)	(10.58)	(9.46)	5.16	(20.04)	10.28	8.76
6	Finance costs	-	-	0.01	-	0.01	-
7	Profit/(Loss) from ordinary activities after finance costs but before exceptional items (5-6)	(10.58)	(9.46)	5.15	(20.04)	10.27	8.76
8	Exceptional items	-	-	-	-	-	-
9	Profit(+)/Loss(-) from Ordinary Activities before tax(7-8)	(10.58)	(9.46)	5.15	(20.04)	10.27	8.76
10	Tax expenses	-	-	1.59	-	3.17	2.84
11	Net Profit(+)/Loss(-) from Ordinary Activities after tax(9-10)	(10.58)	(9.46)	3.56	(20.04)	7.10	5.92
12	Extraordinary Items (net of tax expense)	-	-	-	-	-	-
13	Net Profit(+)/Loss(-) for the period (11-12)	(10.58)	(9.46)	3.56	(20.04)	7.10	5.92
14	Paid-up equity Share Capital	216.26	216.26	216.26	216.26	216.26	216.26
15	Reserves excluding Revaluation Reserves as per balance sheet of previous accounting year	-	-	-	-	-	(533.79)
16	Basic and Diluted Earnings Per Share (EPS)	(0.05)	(0.04)	0.02	(0.09)	0.03	0.03

PART II							
A PARTICULARS OF SHAREHOLDING							
1	Public Shareholding						
	Number of shares	10,579,603	10,579,603	10,579,603	10,579,603	10,579,603	10,579,603
	Percentage of Shareholding	48.92	48.92	48.92	48.92	48.92	48.92
2	Promoters and Promoter group Shareholding						
	a) Pledged/Encumbered						
	- Number of Shares	-	-	-	-	-	-
	- Percentage of Shares(as a% of the total share holding of promoter group)	-	-	-	-	-	-
	- Percentage of Shares(as a% of the total share Capital of the Company)	-	-	-	-	-	-
	b) Non-Encumbered						
	- Number of Shares	11,046,635	11,046,635	11,046,635	11,046,635	11,046,635	11,046,635
	- Percentage of Shares(as a% of the total share holding of promoter group)	100	100	100	100	100	100
	- Percentage of Shares(as a% of the total Share Capital of the Company)	51.08	51.08	51.08	51.08	51.08	51.08




Particulars		Quarter ended 30th Sept 2014
B	INVESTOR COMPLAINTS	
	Pending at the beginning of the quarter	-
	Received during the quarter	-
	Disposed of during the quarter	-
	Remaining unresolved at the end of the quarter	-


(₹ In Lacs)			
STATEMENT OF ASSETS AND LIABILITIES			
Sr. No.		Half year Ended 30th Sep, 2014 (Unaudited)	Year Ended 31st March 2014 (Audited)
A	EQUITY AND LIABILITIES		
	1. Shareholders' funds		
	(a) Share capital	666.26	666.26
	(b) Reserves and surplus	(553.83)	(533.79)
		112.43	132.47
	2. Current liabilities		
	(a) Other current liabilities	5.07	2.51
	(b) Short-term provisions	-	0.05
		5.07	2.56
	TOTAL LIABILITIES	117.50	135.03
B	ASSETS		
	1. Non-current assets		
	(a) Long-Term Loans and Advances	6.73	6.00
	(b) Other non - Current assets	-	100.00
		6.73	106.00
	2. Current assets		
	(a) Current Investments	103.89	3.89
	(b) Cash and Cash Equivalents	6.88	17.58
	(c) Other current assets	-	7.56
		110.77	29.03
	TOTAL ASSETS	117.50	135.03

Notes :

- 1 The above results, were reviewed by the Audit Committee and approved by the Board of Directors of the Company at their meeting held on October 29, 2014 and have been prepared in accordance with Clause 41 of the Listing Agreement. These Results have been subjected to a Limited Review by the Statutory Auditors of the Company.
- 2 The Company's business is bulk trading of vegetable oils which is its only primary business segment. Hence there is no identifiable secondary segment.
- 3 During the quarter ended June 30, 2014, the Board of Directors had approved a Scheme of Amalgamation of the Company with Godrej Industries Limited (GIL) and accordingly, a petition under section 391 to 394 of the Companies Act, 1956 was filed with the High Court of Madhya Pradesh, Indore Bench. The approval of the High Court is awaited.
- 4 Basic and Diluted EPS is calculated after providing for dividend on Preference Shares.
- 5 The figures for the previous periods are recast and regrouped wherever necessary.

For Wadala Commodities Ltd.


N. S. Nabar
Chairman



Place : Mumbai
Date : October 29, 2014